

# HEALTHCARE DOOR SYSTEMS

AMBULANCES



**STANLEY®**



## ACCESSIBILITY

The Magic-Access™ system provides the advantages of an automatic operator in a more compact unit ideal for hospital use. The special Magic-Touch™ feature activates with a light push, and complies with ANSI standard A156.19 for "low-energy" door operation. The door opens under power and uses a spring mechanism to close. The Magic-Access system offers a highly reliable and economical way to retrofit existing doors to comply with public access laws.



Saint Elizabeth Hospital, Belleville, IL

For heavy-duty applications the Magic-Force™ system provides a solution that combines the robustness of a "full-energy" operator with the smooth, quiet control of a "low-energy" system. Magic-Force features a non-handed design and a field-adjustable spring for changing environmental conditions. This product is ideal for use on exterior door applications with high wind or other abusive conditions.

weighing up to 5,000 pounds. Our complete packages include the operator and all the hardware and controls needed to automate these doors. The spring-open, power-close mechanisms will open the doors to 45° or 90° with activation from a designated push plate.

## FIRE DOORS

Stanley offers a range of automatic fire door operators built to comply with local, state and national fire codes. They are designed to interface with most electrified strikes and electric latch retraction devices. In the event of a fire or other emergency, the operators will shut off automatically, allowing the doors to close and latch. The automatic fire door operators will continue to function manually with the use of the exit device hardware. These operators may be installed on all approved fire doors, including wood and hollow metal. The fire door operators may be fitted to a pair of doors swinging in the same direction or for double egress [a pair of doors swinging in opposite directions], as well as single doors that swing in or out.

## DOOR TYPES:

Hollow metal or wood glass and aluminum lead lined up to 5000 pounds.



Hartford Hospital, Hartford, CT



Children's Hospital, Hartford, CT



Saint Francis Hospital, Hartford, CT



Oak Knoll, Framingham, MA

## EMERGENCY & MAIN ENTRYWAYS



Children's Hospital, Hartford, CT



Avery Crossings, Needham, MA



Children's Hospital, Hartford, CT



Hartford Hospital, Hartford, CT

Few businesses require as diverse and broad a range of dependable automatic and manual door systems and operators as do hospitals and healthcare facilities.

Stanley is the one company with the range of access technologies and door systems to meet virtually every hospital or healthcare facility doorway need.

Whether to accommodate heavy pedestrian or to provide smooth, safe, unobstructed passage for wheelchairs or mobile beds, Stanley has the right automatic or manual door system to meet any access need—from main entrances to emergency room doors to the entryways for radiation and refrigeration areas, intensive and cardiac care units (ICU/CCU) operating suites, and every passageway in between. Many of these systems, which include sliding, swinging and revolving doors may be customized with access-control/ security systems.



## ICU/CCU 7000 SERIES

Stanley's 7000 Series track and trackless manual door systems are designed to meet the specific needs of hospital ICU's and CCU's. Their broad glass panels provide an unobstructed view to patients, while leaving patients undisturbed by intrusions. Available in 2-, 3- and 4-panel 7000 packages, as well as 3- and 6-panel 7500 telescoping packages. The 7000 Series combines the features of both swinging and sliding doors for easy access to the patient area: open a single panel for ingress or egress; or stack the panels to either side to provide the widest possible opening to move patients and beds, bulky equipment or delicate materials. The 7000 TL Series doors including the 7500 Telescoping version are trackless and allow all panels to breakout when fully opened.



New Britain General Hospital, New Britain, CT



New England Deaconess Hospital, Boston, MA

### 7000 Series Doors:

- Provide maximum patient-area visibility even when doors are closed
- Allow flexible access to patient area through single-panel opening or by stacking all panels to either side
- Guard patients from unwanted noise or other intrusions
- Trackless threshold available
- Self-latching latch available
- Smoke rated versions available

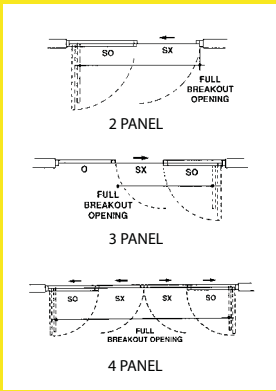
## ICU/CCU 7200 SERIES

Our 7200 Series door system combines the trackless-threshold feature and all the other benefits of our 7000 Series ICU/CCU system with the ability to break-out the doors anywhere along the sliding door's motion. Available in two- or four-panel packages. Whether for emergencies or routine procedures, the 7200 Series' ensures the ability to move beds and or bulky equipment safely and easily in or out of an ICU/CCU area.

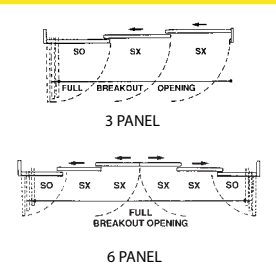


Children's Hospital, Hartford, CT

7000 ICU SERIES



TELESCOPING ICU



HEADER SIZE:

4" high x 4-1/2" deep

TYPICAL WIDTH:

7' to 9' (2 panel)

10-1/2' to 13-1/2' (3 panel)

10' to 14' (4 panel)

TYPICAL HEIGHT:

7'-4" (6'-10 1/2" clear opening)

CLEAR OPENING WIDTH:

35-1/2" to 47-1/2" (2 panel)

35-1/2" to 47-1/2" (3 panel)

48" to 72" (4 panel)

HARDWARE & CONTROLS

- Manual Panic Hardware • Electrified Panic Hardware • Electromagnetic Locking • Sentrex Matless Safety System • Push Plates & Kick Plates
- Motion Sensors • Pull Cords • Card Readers

SENTREX RETROFIT

Stanley's Sentrex Swing Door Safety Sensors are retrofittable to hollow metal and wood fire doors.

UL FIRE RATING

Magic-Access, Magic-Force and Magic-Swing are UL-certified for use as Fire Door Operators on single-swing (or pairs of) fire-rated doors (wood core, hollow-metal and steel covered composite type door assemblies) in the U.S. & Canada. [Single swing doors must be equipped with electric strikes. Pairs of doors must be equipped with a fire-rated exit device suitable for use with remotely activated retractable latch bolts.]

SECURITY OPTIONS

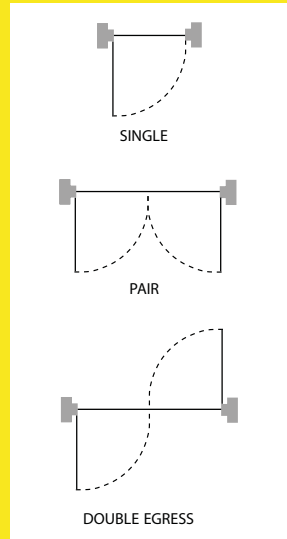
- Jamb Cameras provide added surveillance with identification/profile view or surveillance/wide angle view.



SERVICE

Stanley Access Technologies is your best choice for planned maintenance packages. We have North America's largest and best trained network of service technicians who not only have the technical expertise and resources to maintain and quickly service our products, but other brands as well. Available 24 hours a day.

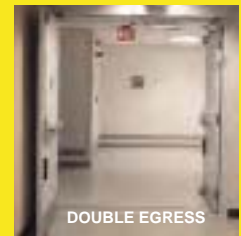
FIRE DOOR CONFIGURATIONS



Push or Pull Applications



PAIR



DOUBLE EGRESS

Stanley Access Technologies designs, manufactures and markets automatic door systems worldwide. For more than 70 years, we've set the global standard for smooth, quiet operation, user safety, design flexibility, quality, reliability and ease of installation.



**STANLEY**  
Security

Stanley Access Technologies  
Customer Care: 1-800-7-ACCESS (1-800-722-2377)  
<http://www.StanleyAccess.com>